

- Yahoo! [Make Y! My Homepage](#)
- My Yahoo!
- Mail
- More



Search

[web search](#)

jmaass_moose · jmaass@k8nd.com | Group Member - [Edit Membership](#)

[Start a Group](#) | [My Groups](#)

SDR-IQ

Messages

[Messages Help](#)

- [Home](#)
- [Messages](#)
- [Post](#)
- [Files](#)
- [Photos](#)
- [Links](#)
- [Database](#)
- [Polls](#)
- [Members](#)
- [Calendar](#)
- [Promote](#)
- [Groups Labs \(Beta\)](#)
- [Applications](#)

Message #

Search:

[Advanced](#) [Start Topic](#)

SDR-IQ with 10 MHz GPS/DO

[Message List](#)

[Reply](#) | [Forward](#)

Message #1665 of 1872 < [Prev](#) |

[Next](#) >

Re: [SDR-IQ] Using CW Skimmer

Sun Nov 2, 2008 9:28 am

Hi Walter,

[▶ Show Message Option](#)

I had no problems setting it up. You just run CW Skimmer by itself without SpectraVue. Under settings

Hardware - SDR-IQ

Sampling Rate - start with 48 kHz

CW Pitch - whatever you want, I use 550

Audio Type - I use MME but also try WDM if that doesn't work well

I also set to IARU Region 1 and click box to decode in CW band only. That

way when you tune to say 14006, your 48 kHz begins at 14000 kHz.

Max number of decoders, I set about a quarter scale with normal adaptive.

Hit the start button and away you should go. I like using the callsign

"Leigh Sedgwick"

<bipi@...>

[pidxr](#)

Offline

[Send Email](#)


Yahoo! Groups Tips

Did you know...

Hear how Yahoo! Groups has changed the lives of others.

[Take me there.](#)

Best of Y! Groups



Check them out and nominate your group.

listing as well as main screen.

Hope this helps...it is a fabulous piece of software!

73 de Mike

K7PI

Mercer Island, WA

----- Original Message -----

From: "Walter Salmaniw" <salmaniw@...>

To: <SDR-IQ@yahoogroups.com>

Sent: Thursday, October 30, 2008 9:09 PM

Subject: [SDR-IQ] Using CW Skimmer

>

> Can anyone who has successfully used CW Skimmer with the SDR-IQ provide me

> with step by step instructions on how to get it up and running.

My early

> attempts didn't achieve much, so I gave up. There seems to be

> a real paucity on information on specifics of set-up for the IQ.

Does

> anyone know whether the Perseus SDR would work with CW Skimmer as well?

> (I have both).....Walt Salmaniw, Victoria, BC.

>

>

[Forward](#)

Message #1665 of 1872 < [Prev](#) |

[Next](#) >

[Expand Messages](#)

Author

[Sort by Date](#)

[SDR-IQ with 10 MHz GPS/DO](#)

Bradley Dye



Oct 23, 2008

Has anyone been able to set up an SDR-IQ with an external 10 MHz GPS/DO? I would love to be able to do this with mine. I guess the 10 MHz would have to be...

[braddye75204](#)

9:31 am



| | | |
|--|---|----------------------------------|
| <p>Re: SDR-IQ with 10 MHz GPS/DO</p> <p>... love to ... 66.666... ... doesn't ... P.S. I have been reading about Phil Covington's SDR. This is a very interesting piece of work, but at twice the...</p> | <p>Bradley Dye braddye75204</p> <p> </p> | <p>Oct 30, 2008 12:01 am</p> |
| <p>Using CW Skimmer</p> <p>Can anyone who has successfully used CW Skimmer with the SDR-IQ provide me with step by step instructions on how to get it up and running. My early attempts...</p> | <p>Walter Salmaniw salmaniw</p> <p> </p> | <p>Nov 2, 2008 6:58 am</p> |
| <p>Re: Using CW Skimmer</p> <p>Hi Walter, I had no problems setting it up. You just run CW Skimmer by itself without SpectraVue. Under settings Hardware - SDR-IQ Sampling Rate - start with...</p> | <p>Leigh Sedgwick pidxr</p> <p> </p> | <p>Nov 2, 2008 9:28 am</p> |
| <p>Re: Using CW Skimmer</p> <p>I think there are a couple of errors here, or maybe I'm wrong. But.... ... I don't think this matters, because the SDR-IQ does its own digitizing. Mine is...</p> | <p>Pete Smith n4zr</p> <p> </p> | <p>Nov 2, 2008 10:21 am</p> |
| <p>SDR IQ For Sale</p> <p>Excellent condition RF Space SDR-IQ receiver. Box, software disk, etc Price is \$410 shipped stateside.. Works perfectly. Jim K4JAF 850-527-0267...</p> | <p>jcox41144</p> <p> </p> | <p>Nov 3, 2008 8:35 pm</p> |
| <p>Re: Using CW Skimmer</p> <p>Hi Walt - there is nothing to it. Install the drivers, select SDR-IQ as your radio and plug in a USB cable - it is that simple. Where are your problems coming...</p> | <p>Pete Smith n4zr</p> <p> </p> | <p>Nov 2, 2008 10:18 am</p> |
| <p>Re: Using CW Skimmer</p> <p>... Thanks Pete...I learned something new. 73 de Mike, K7PL...</p> | <p>Leigh Sedgwick pidxr</p> <p> </p> | <p>Nov 2, 2008 10:40 am</p> |
| <p>Re: Using CW Skimmer</p> <p>Walt, How far are you getting with the SDR-IQ and CW Skimmer? Do you have any error messages? What are the lights doing on the SDR-IQ? There is a very good...</p> | <p>Mark Edwards - www.w0... w0ql</p> <p> </p> | <p>Nov 3, 2008 8:36 pm</p> |

[< Prev Topic](#) | [Next Topic >](#)

Message #

Search:

[Advanced](#) [Start Topic](#)

SPONSOR RESULTS

[Panasonic SDR-S7](#)

[www.Lowpricedigital.com](#) - Shop Here! Compare Prices From Respected & Reputable Vendors.

[Panasonic SDR-S7 from \\$293](#)

[www.PriceHead.com](#) - Includes US Warranty Factory sealed Free Shipping Offer-Save Online.

[HamExam.com FCC Amateur Exam Prep](#)

[www.hamexam.com](#) - Pass your FCC Amateur Radio exams quickly and easily with our inexpensive, Highly Effective software. Free demo. There's no easier way to FCC success. Free Morse Code Tutor software too.

Copyright © 2008 Yahoo! Inc. All rights reserved.

[Privacy Policy](#) - [Terms of Service](#) - [Copyright Policy](#) - [Guidelines](#) - [Help](#)